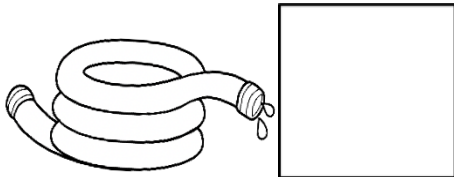



Zookeeper

Report

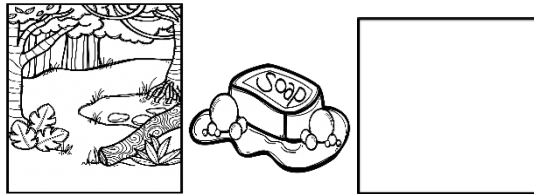
(Check the box once completed)



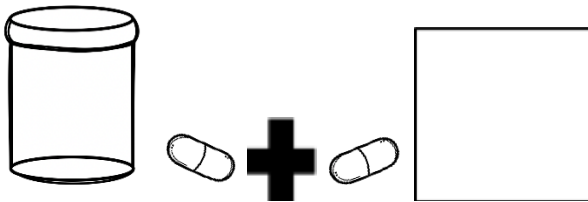
give the animals a drink




feed the animals



clean the exhibits



give animals medicine



pet the animals







give animals a bath

Notes



Zoo Check-Up

Circle the Animal



Food		
Water		
Clean		
Healthy		

Zoo Worker: _____




ANIMAL DIORAMA PROJECTS




We're Going to the Zoo!




Which animals are herbivores? Carnivores? Omnivores?



What are the different habitats at the zoo?




If you were a zoo-keeper, how would you start your day?



What do you think the animals do all day?

Name _____ Date _____

My Trip to the Zoo



ZOO!

I had so much fun at the zoo! I loved seeing the penguins, giraffes, and elephants. We even got to pet some of the animals! I want

Did I remember to use:
Capitals Punctuation Spacing



Which animals live at the zoo?



Which animals are your favorite? Least favorite?



WRITING






Which animals live
at the zoo?



Which animals are
herbivores?
Carnivores?
Omnivores?



If you were a zoo-
keeper, how would
you start your day?



What are the
different habitats at
the zoo?



Which animals are
your favorite?
Least favorite?




What do you think
the animals do
all day?

Name: _____ Date: _____

My Trip to the Zoo

Handwriting practice lines consisting of four sets of solid top and bottom lines with a dashed midline.



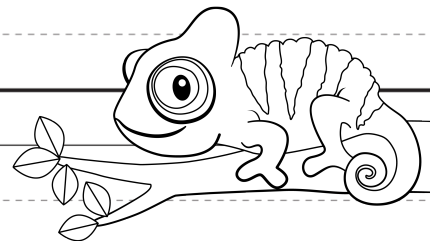
Did I remember to use:

Capitals Punctuation Spacing Neat Handwriting

Name: _____ Date: _____

Zoo Animal Observations

Handwriting practice lines consisting of solid top and bottom lines with a dashed midline. There are five sets of these lines available for writing.



Did I remember to use:

Capitals

Punctuation


Spacing

Neat Handwriting

Name: _____ Date: _____

Animal Habitats

Four sets of primary handwriting lines, each consisting of a solid top line, a dashed middle line, and a solid bottom line.



Did I remember to use:

Capitals

Punctuation


Spacing

Neat Handwriting

Name: _____ Date: _____

My Favorite Animal

Handwriting practice lines consisting of solid top and bottom lines with a dashed midline. There are four sets of these lines.



Did I remember to use:

Capitals

Punctuation


Spacing

Neat Handwriting

Name: _____ Date: _____

If I was a zoo-keeper, I would...

Handwriting practice lines consisting of multiple sets of solid top and bottom lines with a dashed midline.



Did I remember to use:

Capitals

Punctuation

Spacing

Neat Handwriting


Animal Art

Add in an art extension by having kids create their own animals. Give students lots of pre-cut shapes (square, triangles, circles) from the animal print paper provided at the or regular colored paper. Or, give kids paper and have them cut/tear pieces on their own to create animals. Attach to the template in this set or simply glue the pieces onto another page. Have students think about the characteristics and shapes of the animals they have learned about.



Name: _____ Date: _____

My Wild Animal: _____



Name: _____ Date: _____

What they look like (size, color, shape):


What they eat:

Interesting facts:

Name: _____ Date: _____

My Wild Animal: _____

Handwriting practice lines consisting of multiple sets of solid top and bottom lines with a dashed midline.



Did I remember to use:

Capitals

Punctuation

Spacing

Neat Handwriting

